

0815
0830
0860

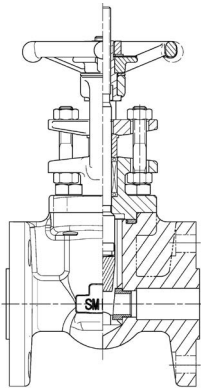
DIMENSIONAL DATA

Forged Gate OS&Y - Conventional Port

Sizes: 1/2" - 3"

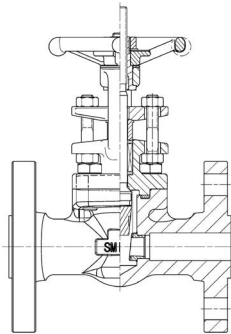
Pressure Class: 150 / 300 / 600

End Connections - Flanged



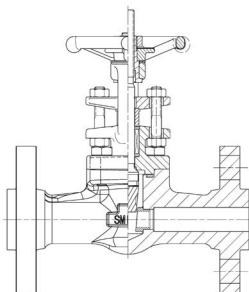
0815

CLASS 150 BOLTED BONNET GATE VALVE FLANGED ENDS (IN.)				
VALVE SIZE NPS (DIN)	END TO END	CENTER TO TOP (OPEN)	HANDWHEEL DIAMETER	APPROX. WEIGHT LBS
1/2	4.25	7.00	4.00	6.5
3/4	4.63	7.06	4.00	9.0
1	5.00	7.69	4.00	9.8
1 1/2	6.50	9.13	5.50	18.2
2	7.00	11.06	6.63	33.5
3	8.00	13.69	7.38	54.0



0830

CLASS 300 BOLTED BONNET GATE VALVE FLANGED ENDS (IN.)				
VALVE SIZE NPS (DIN)	END TO END	CENTER TO TOP (OPEN)	HANDWHEEL DIAMETER	APPROX. WEIGHT LBS
1/2	5.50	6.25	4.00	7.0
3/4	6.00	6.38	4.00	10.3
1	6.50	7.25	4.00	12.8
1 1/2	7.50	9.13	5.50	25.0
2	8.50	11.06	6.63	35.5
3	11.13	13.63	7.38	64.5



0860

CLASS 600 BOLTED BONNET GATE VALVE FLANGED ENDS (IN.)				
VALVE SIZE NPS (DIN)	END TO END	CENTER TO TOP (OPEN)	HANDWHEEL DIAMETER	APPROX. WEIGHT LBS
1/2	6.50	6.25	4.00	7.5
3/4	7.50	6.44	4.00	11.8
1	8.50	7.25	4.00	15.0
1 1/2	9.50	9.13	5.50	31.0
2	11.50	11.06	6.63	44.2